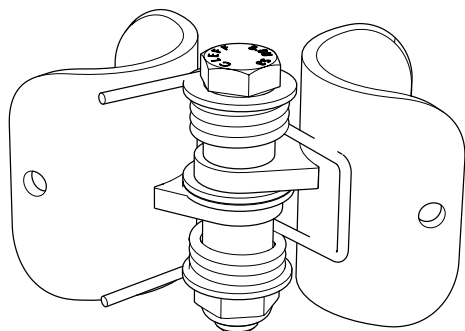
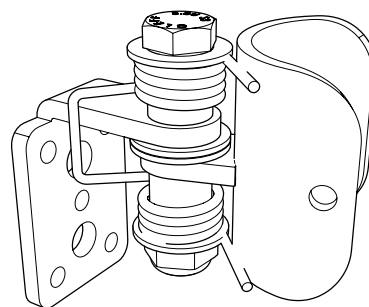


	Detalj	Art. nr.
1	Hinge	GJ4200
2	Box lock	BX0001
3	Bracket box lock	BX0002
4	Striking plate/Door stop?	BX0004
5	Bolt M10x20	BU1201/BU1200
6	Flange nut M10	MU1001/MU1010
7	Self-drilling screw 5.5x22	SS5221/SS5225
8	Joint set, tube Ø42	SK4200

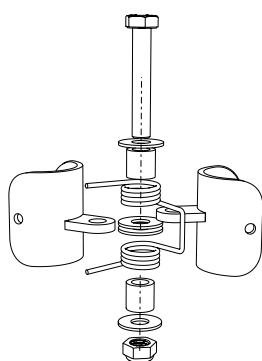
	Detalj	Art. nr.
9	Wall mount, tube Ø42	UV4200
10	Gate hoop	UG6090
11	Joint set, tube Ø27	SK2700
12	Wall mount, tube Ø27	UV2700
13	Lock plate	BX0005
14	Lock case rule tube Ø42	GK0042
15	Internal pin for Ø42	ZIT0042
16	Internal pin for Ø27	ZIT0027



Hinge against railing

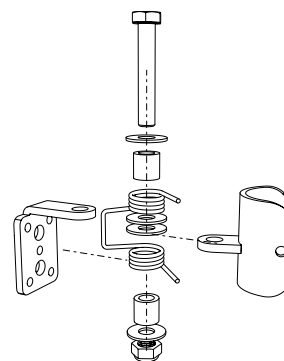


Hinge against wall



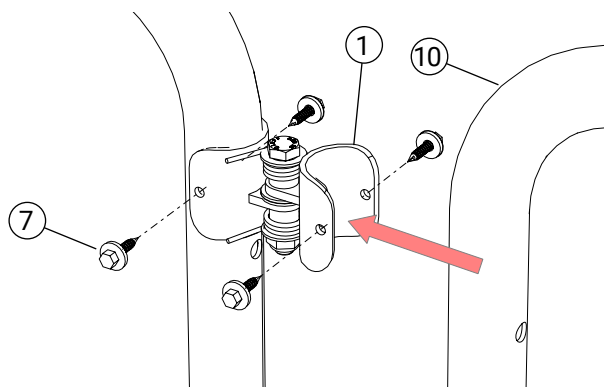
Direction of opening towards railing

If you want to reverse the opening direction, rotate the hinge 180°, holding the nut downwards.



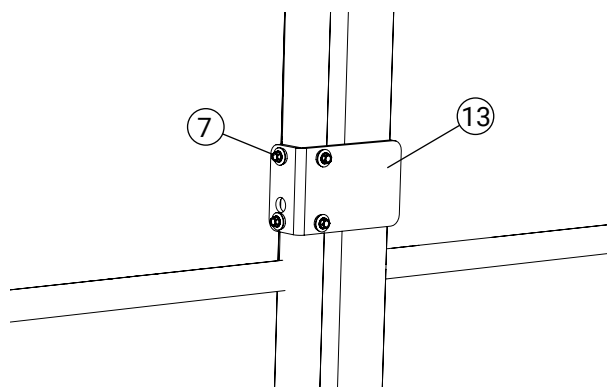
Direction of opening towards the wall

If you want to change the direction of opening, disassemble and turn the spring for the right or left opening. Nut downwards.



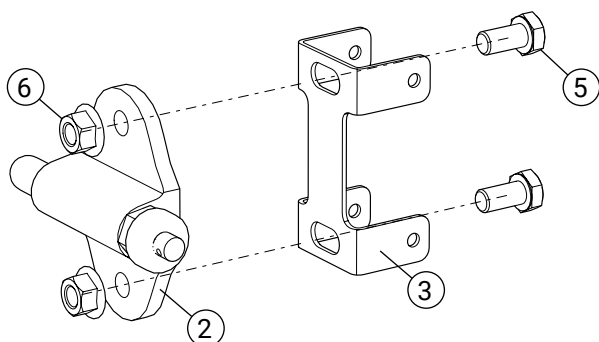
Hinge

Fit the hinge (1) on the fixed part, then on the gate casement (10). Use 4 steps per hinge (7).

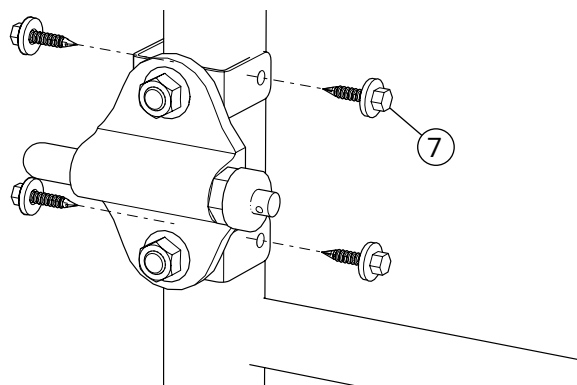


Door stop

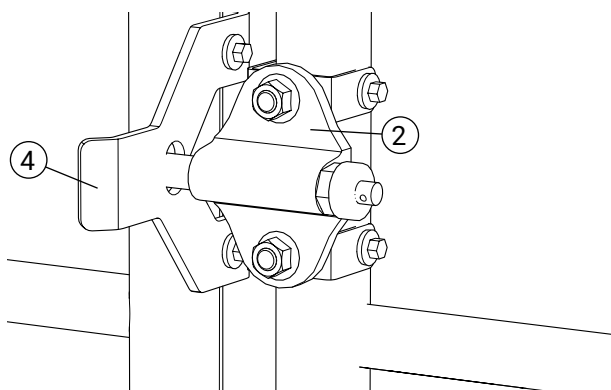
Assemble the door stop (13) on stationary railing or on gate using 4 steps (7). Can also be used as stop to prevent the gate from opening backwards.

**Box lock**

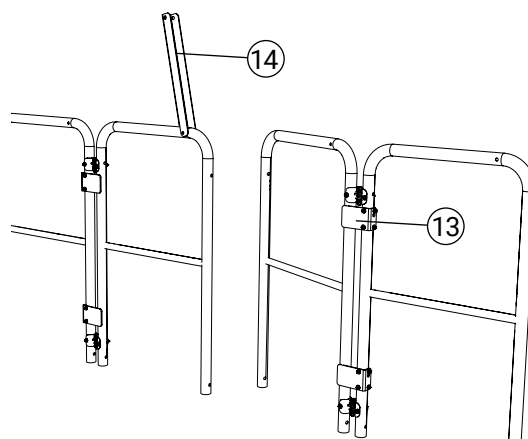
Assemble Box Lock (2) and bracket (3) using 2 M10x20 bolts (5) + nuts (6).

**Box lock**

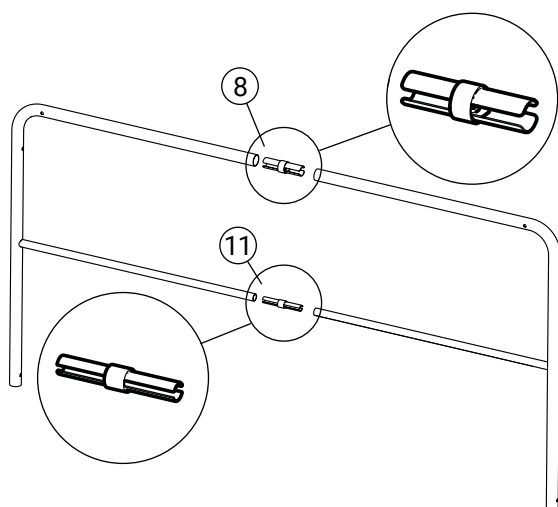
Fit the bracket on the fixed post or gate using 4 steps (7).

**Box lock finished**

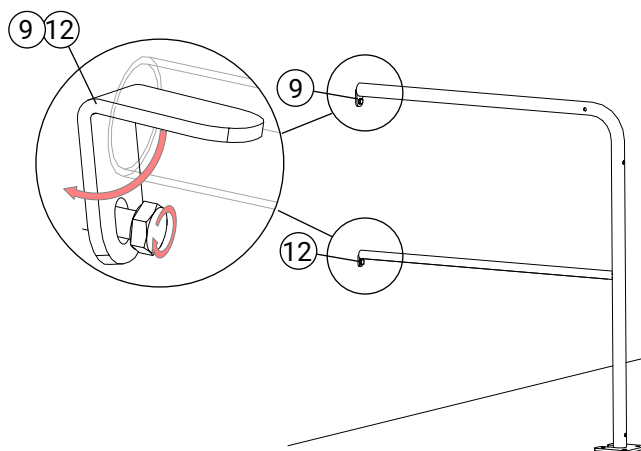
Adjust to ensure that the box lock and door stop/striking plate (4) fit against each other.

**Double gate**

Double gate is mounted with 4 lock plates (13) and lock case rule tube (14) can be supplemented.

**Length adjustment with joint**

Cut the railing to the desired length and remove a further 25 mm for the joint. When using internal pins (15) and (16) cut the tube to the desired length.

**Railing against wall**

Insert wall attachments (9) and (12) in the railing tube. On tightening, the railing is held tight and the locking device lies against the wall.